

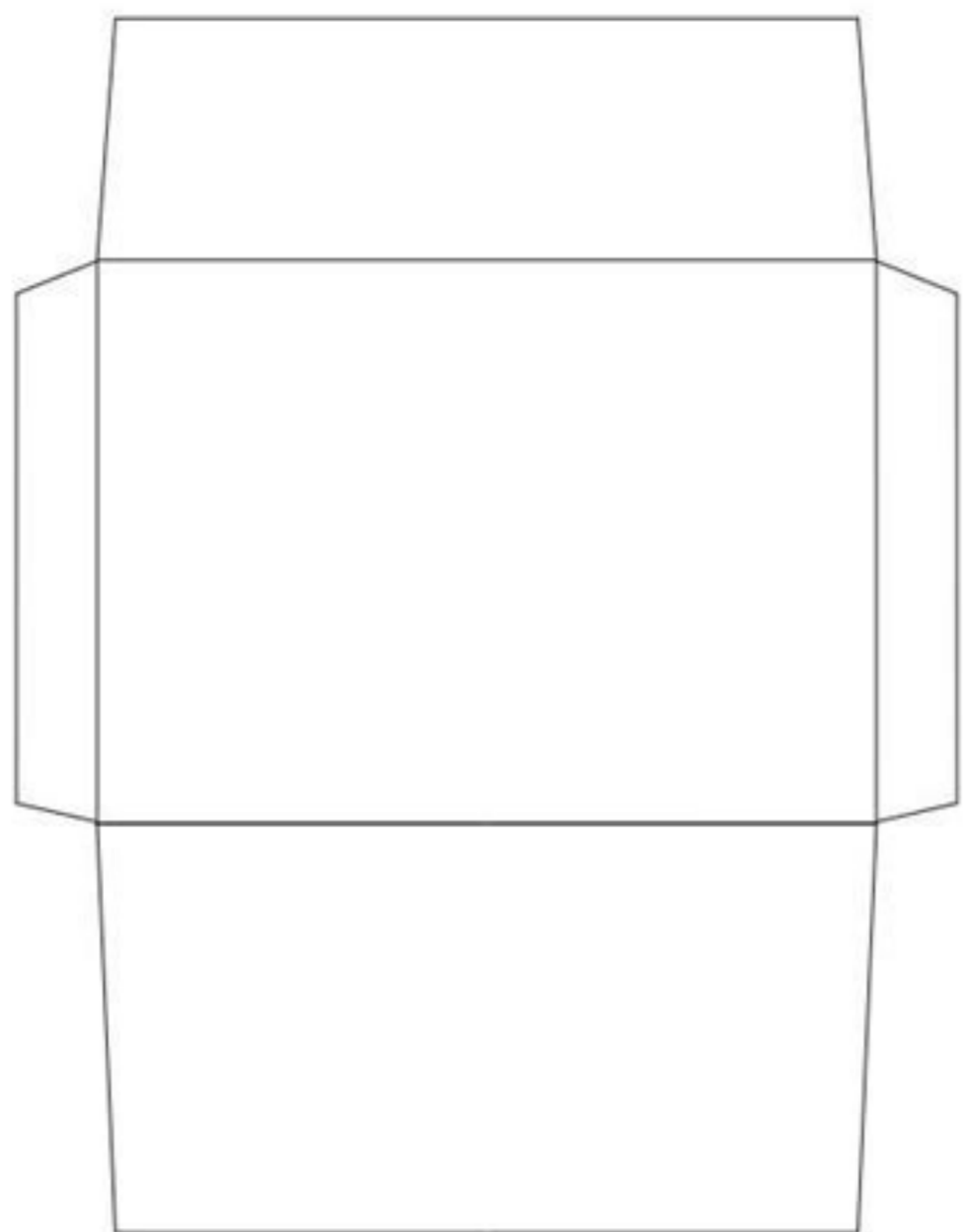



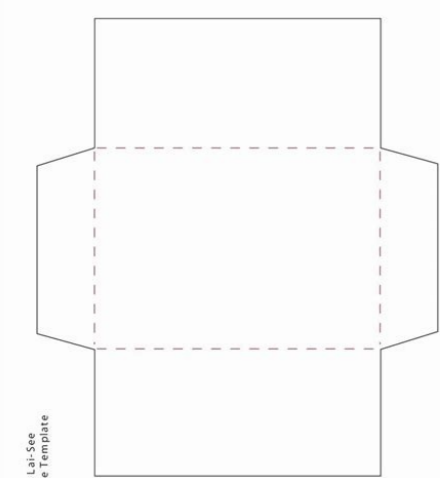

I'm not robot  reCAPTCHA

**Open**

# A7 envelope size template word



A7 Envelope with copy printing on Flap



How to add a7 envelope size to word. How to make a7 envelope template.

If yours has one, you would use the rear power tray instead of the lower paper cassette. A note on return addresses: In this example, I place the return direction on the front of the envelope for simplicity. Some of our favorite calligraphy sources: Calege Script Melika Parisienne Notera - or can go to Dafont or Foner Squirrel to look at other free options. Hit Ctrl + C. Measure your envelopes, we hope you would have imagined this. But you should know exactly What great their envelopes are (in inches or centimeters) with the closed flap. This will highlight the text boxes. HIT Ctrl + V. Hit End on your keyboard (this will add blank pages after The existing page). Ideally, you may want to choose 1-2 sources that match your wedding invitations so that everything is uniform. For your template to look like me, you will need to install the Milton DOS source . A \$ 3 + a About, why do not keep your credit card and make an envelope template (or hook our A7? Template for free!) That you can print at home. You must see a blinking cursor in the

